

Valley Regional Transit (VRT) FY 2021 Fact Sheet

valleyregionaltransit.org 208-345-7433



Budget Information: Fiscal Year 2021

Revenues

| | |
|--|---------------------|
| Regional Overhead and Operations: | \$ 6,338,574 |
| Boise Transportation Services: | \$ 9,847,261 |
| Canyon County Transportation Services: | \$ 2,367,031 |
| Capital Grants: | \$ 6,847,383 |
| TOTAL | \$25,400,249 |

Expenses

| | |
|--|---------------------|
| Regional Overhead and Operations: | \$ 6,866,787 |
| Boise Transportation Services: | \$11,103,011 |
| Canyon County Transportation Services: | \$ 2,793,398 |
| Non-Capital Expenditures: | \$ 483,913 |
| TOTAL | \$21,247,109 |

City Go (citygoboise.org)

City Go, a program of VRT, is downtown Boise's transportation management association that supports sustainable transportation solutions.

Number of Pass Program Contracts



Pass Program Ridership*

| | |
|----------|---------|
| FY 2019: | 268,105 |
| FY 2020: | 75,293 |
| FY 2021: | 71,094 |

*Ridership drops in 2020 and 2021 due to COVID-19. Also, data was not consistently collected March-October 2020 when fares were not collected.

Employee and Student Totals

| | |
|-------------------------------|--------|
| City Go Membership coverage | 39,644 |
| With free transit access | 70,775 |
| With free vanpool access | 2,050 |
| With free secure bike parking | 39,644 |

Ridership Statistics

VRT operates 17 routes in Boise & Garden City, four inter-county routes, and on-demand service in Nampa and Caldwell.

FY 2021 ridership

| | |
|-------------------|---------|
| Boise/Garden City | 788,956 |
| Nampa/Caldwell | 8,529 |
| Inter-county | 39,956 |

ACCESS paratransit

| | |
|-------------------|--------|
| Boise/Garden City | 23,102 |
| Nampa/Caldwell | 2,321 |

Top Boise bus routes (ridership)

| | |
|----------------------|---------|
| Route 9 State Street | 170,591 |
| Route 3 Vista | 79,515 |
| Route 5 Emerald | 73,499 |

Shared Mobility

A total of 64,029 rides were provided by VRT specialized transportation programs in the Treasure Valley during FY 2021. Here are the top programs:

| | |
|---------------------|--------|
| » Senior Centers* | 16,861 |
| » SHIP | 12,950 |
| » Metro Services | 11,109 |
| » Harvest Transit | 9,614 |
| » Rides2Wellness: | 6,189 |
| » Village Van | 4,551 |
| » Volunteer Driver: | 2,234 |

* Includes Meridian, Star, Eagle, Parma and Kuna.

Help Desk

In fiscal year 2021, the Valley Regional Transit Help Desk received 36,103 service calls and 16,722 reservation calls.




ValleyConnect 2.0 — A plan for future transit growth in the region

Adopted in 2018, **ValleyConnect 2.0** set the path for transit investments in the Treasure Valley. The service and capital investments described in VC 2.0 would transform transit, making it accessible to more people more often. It would quadruple the amount of service, help transit move through congestion, leverage innovations in transportation and mitigate some of the negative impacts of the explosive development occurring in the Treasure Valley.

Since the adoption of ValleyConnect 2.0, Valley Regional Transit (VRT):

- Increased service levels (peak hour and on Saturdays) on the premium corridors of Vista, State and Fairview, made improvements in passenger amenities along State Street, and developed a project portfolio of transit projects to further advance the State Street corridor.
- Continues to make improvements in passenger amenities throughout the system. These improvements will be guided by the Bus Stop Typology study which is currently under way.
- Began operating battery electric vehicles, implemented mobile ticketing, launched VRT OnDemand service in Canyon County, initiated an integrated mobility study that will make the most of the improvements made in fare payment and trip planning technology to make it easier to plan, book and pay for multi-modal transportation.
- VC 2.0 also committed VRT to maintaining public transportation assets in a state of good repair.

Finally, VRT has also made progress on identifying potential revenue sources that will be necessary to realizing the vision in VC2.0. With the launch of City Go, VRT is expanding the opportunities to increase fare revenues through pass programs. VRT has been able to increase annual revenue from advertising by managing it in-house.




» Congestion is bad now and will only get worse

The population of Ada and Canyon counties has increased from 651,680 in 2016 to an estimated 761,680 in spring 2021, an increase of 110,650, or 17 percent. By 2040, the area's population is expected to grow to more than one million.

To accommodate that growth, VRT is planning to expand transit and attract more riders.

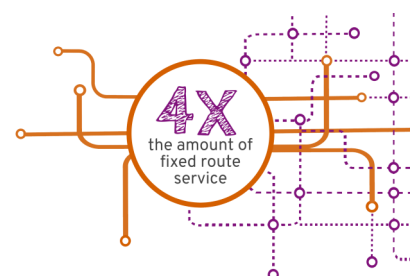
1.3 million rides (2019)



10 million to 12 million future riders

» Much more service

ValleyConnect 2.0 would quadruple the amount of service available in Ada County and Canyon County. This will bring more service to more people more often.



Read the full plan: www.valleyregionaltransit.org/VC2.0